

SpyMeSatGov Access Guide - iOS

DigitalGlobe Imagery Enhanced View

How to setup, search and download imagery from DigitalGlobe utilizing NGA's Enhanced View license

Account Setup

SpyMeSatGov uses a two-step authentication to access imagery

- SpyMeSatGov user account – email address and password
- Enhanced View account credentials – associated with SpyMeSatGov account for DigitalGlobe Enhanced View Web Hosting Service (EV-WHS) imagery access

Before setting up the SpyMeSatGov user account, it's best to set up the Enhanced View Account first. Users with an EV account – please skip Step 1

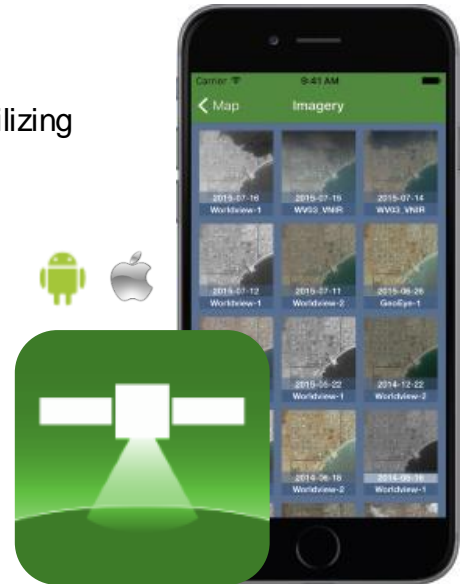
STEP 1: Create Enhanced View Account

Access the EV Web Hosting Service (EV-WHS) Login page, preferably with a CAC-card enabled machine. Log in with CAC-card or Register Without CAC

<https://ewhs.digitalglobe.com/myDigitalGlobe/login#LOGIN>

If you have questions about accounts, follow the Enhanced View User's Guide section 2, Logging in and Account Management: <https://dgcportal.readme.io/docs/ev-whs-user-guide>

Even if you already have an EV-WHS account, test your account by logging into EV-WHS on the web hosting page using your CAC ID number or user name and password. If you forgot your password or your account has expired, change or reset the password on the EV-WHS web site **BEFORE** using SpyMeSatGov - <https://ewhs.digitalglobe.com/myDigitalGlobe/login#LOGIN>



NGA
NATIONAL GEOSPATIAL-INTELLIGENCE AGENCY

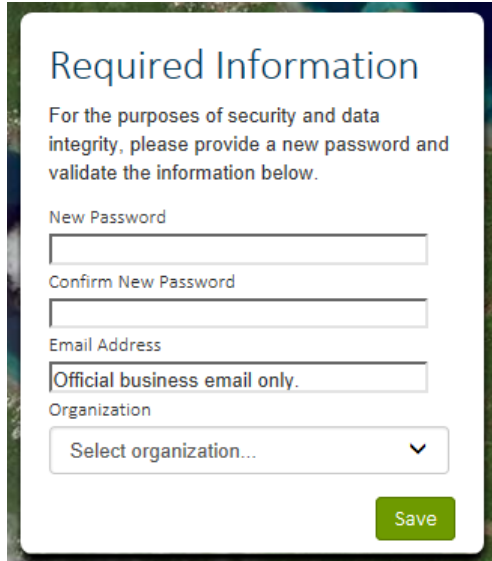
Approved for public release, 17-712

ENGILITY
Engineered to Make a Difference

Step 1: Creating Enhanced View account, continued

With a CAC Card

Accept terms of user and click CAC Login. The username for a CAC account is the ID number of the CAC badge (which can be found on the back of the CAC).



Required Information

For the purposes of security and data integrity, please provide a new password and validate the information below.

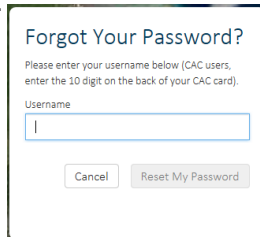
New Password

Confirm New Password

Email Address

Organization

Once the password is set from the CAC card authorization, you can begin using the account. If you already have an EV account and forgot the password, you can reset the password with the "Forgot your password" link. Enter your user name and the password will be changed.

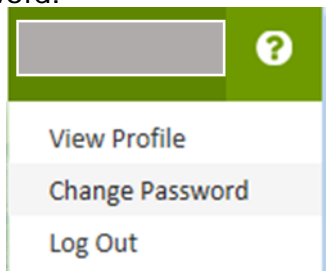


Forgot Your Password?

Please enter your username below (CAC users, enter the 10 digit on the back of your CAC card).

Username

If the password expires, login to EV-WHS with a CAC card, then select the "Change Password" option below to select a new password.



Register Without CAC

Without a CAC Card

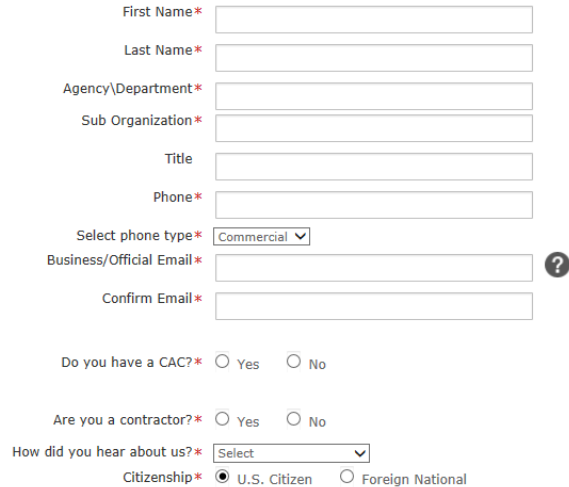
If you do not possess a CAC card by have a government email address, fill out the form from the "Register Without CAC" button.

With this form, you enter a username of your choosing. If you have a CAC, your other account can be closed by the Enhanced View administration.

Create EV WebHosting Account indicates

If you have a CAC, please use the CAC login.

About You



First Name*

Last Name*

Agency\Department*

Sub Organization*

Title

Phone*

Select phone type*

Business/Official Email*

Confirm Email*

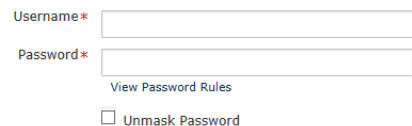
Do you have a CAC?* Yes No

Are you a contractor?* Yes No

How did you hear about us?*

Citizenship* U.S. Citizen Foreign National

Login Information



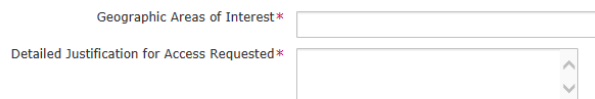
Username*

Password*

[View Password Rules](#)

Unmask Password

Access Details



Geographic Areas of Interest*

Detailed Justification for Access Requested*

Terms of Service

The DigitalGlobe Products and Services licensed, and accessible, with the furnished API key are made available to you subject to DigitalGlobe's EV WebHosting Terms of Use. By clicking "ACCEPT" or otherwise utilizing the included API key and/or accessing the DigitalGlobe Products and/or Services made available by DigitalGlobe herein, you acknowledge that you have read, and agree to be bound by, the the DigitalGlobe EV WebHosting Terms of Use.

[View Full Terms of Use](#)

Accept Terms

STEP 2 (Cont): Prepare for SpyMeSatGov registration - find the ConnectID

Once an EV account is set up with a CAC or user login, an EV User must specify a geographic area to view and download imagery. By default, the CAC user is assigned to an account which has a pre-defined geographic area, such as World_No_Domestic. The Connect ID field associated with the Enhanced View account is required by SpyMeSatGov to request imagery. To access U.S. domestic imagery, an approved government proper use memorandum (PUM) must be provided to DigitalGlobe.

When the SpyMeSatGov account is set up in the app, the Enhanced View account user name and Connect ID are set for the account. The ConnectID is found on the User Profile on the EV-WHS web page (personally identifiable fields obscured).

User Profile [Close]

Username: [Redacted] **Needed for SpyMeSatGov**

Sub Organization: National Geospatial-Intelligence Agency

Assigned Account(s): World_No_Domestic

Current Connect ID: 4113b9 [Redacted] **Needed for SpyMeSatGov**

First Name: [Redacted]

Last Name: [Redacted]

Title: [Redacted]

Phone: [Redacted]

Email: [Redacted]

[Cancel] [Apply]

It's easier to enter the Connect ID into SpyMeSatGov by sending the Connect ID text string to an email address that is accessible on the mobile device using SpyMeSatGov (such as Gmail or another email application) and then copying the Connect ID text into SpyMeSatGov account setup (next step 3).

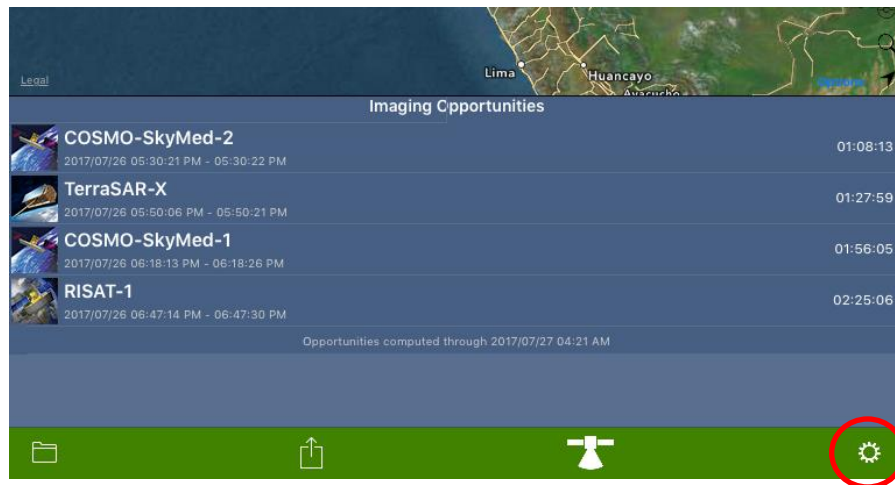


NGA
NATIONAL GEOSPATIAL-INTELLIGENCE AGENCY




STEP 3: Register SpyMeSatGov login

After installation of SpyMeSatGov from the GEOINT App Store, upon launching the SpyMeSatGov iOS app, click on the settings (cog wheel) to open the Login prompt.



The login screen appears. The first time using Login, click the “Register with Email” button to setup your SpyMeSatGov account. **Remember your SpyMeSatGov password!!**



Finish Setup in SpyMeSatGov

- Enter your Enhanced View User Name
- Copy your Enhanced View Connect ID

The Enhanced View user name and Connect ID are retained in the SpyMeSatGov settings and do not have to be entered again, unless the app is re-installed or the account is changed (explained in step 5).



NGA
NATIONAL GEOSPATIAL-INTELLIGENCE AGENCY



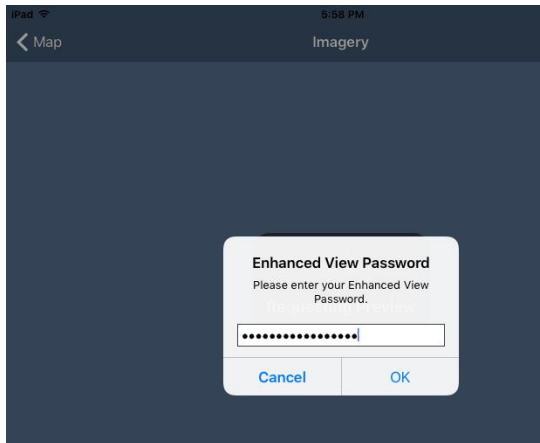
STEP 4: Access Imagery

When imagery is requested from SpyMeSatGov by clicking the Satellite icon, the app will prompt the user for the Enhanced View password associated with the EV account setup in step 3.

The first time the Satellite icon is clicked in the current session, SpyMeSatGov opens a window to enter the EV password. The EV password is cached on the mobile device



after 10 minutes of app inactivity.



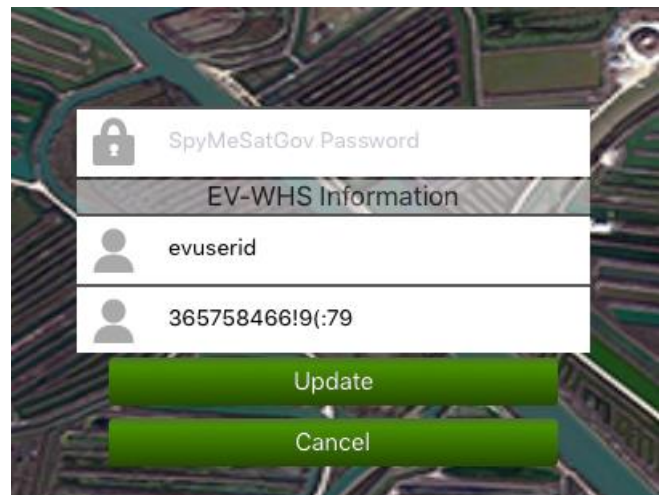
The EV account will lock after three (3) unsuccessful password attempts. You can unlock the account using the "Forgot your password" or "Change Password with CAC" instructions (see Step 1)

Once SpyMeSatGov authenticates the password, proceed to view imagery thumbnails at the map location of interest and to download selected images. Imagery is retained with the user's SpyMeSatGov account Registration (see Step 3)

STEP 5: Change Enhanced View Credentials

In the event the enhanced view user name or the connect ID changes (such in the event a new global area of interest is authorized), SpyMeSatGov offers a form to change the Enhanced View credentials.

If the EV account is locked or password is forgotten, the EV password can only be changed and reset through the web hosting site. SpyMeSatGov does not know when the EV account is locked, but if the EV password fails 3 or more times, it's most likely the EV account is locked and the EV password needs to be reset.



NGA
NATIONAL GEOSPATIAL-INTELLIGENCE AGENCY

Approved for public release, 17-712

ENGILITY
Engineered to Make a Difference